USED ON
232-70-4

ITEM NO.	V.G. M.TECH PART NO.	DESCRIPTION	NO. OFF

232 110V VERSION

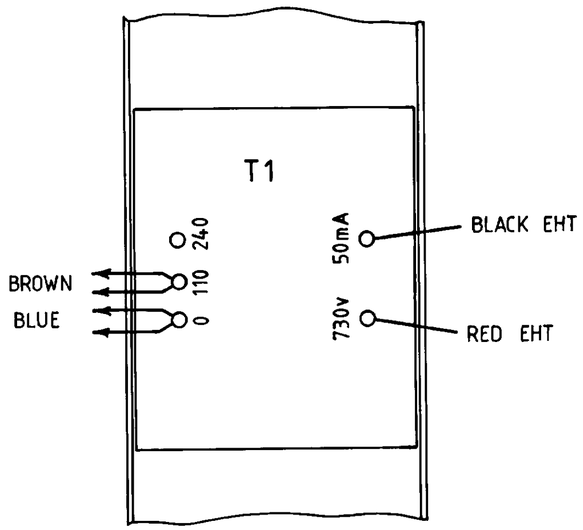

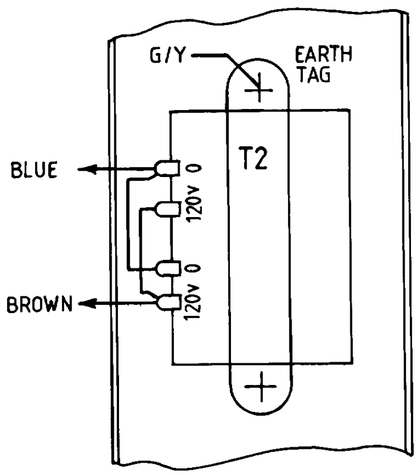

FIG. 1.

FROM ASSY DRG. 232-40-1

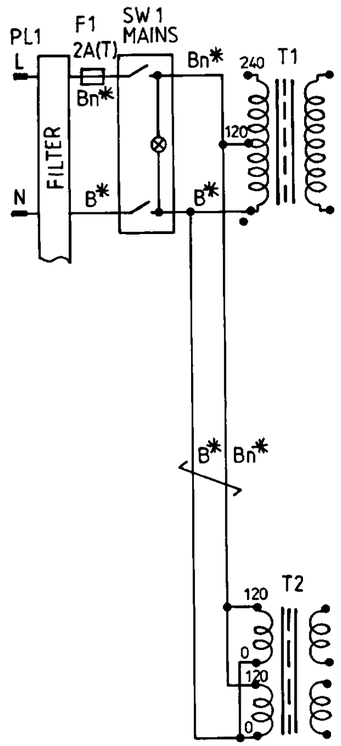

WIRES MARKED * ARE 32/0·2mm TRI-RATED.

FIG. 2.

FROM CIRCUIT DIAGRAM 232-20-3

PROCEDURE

ASSEMBLE AS 232 240V EXCEPT:

1. MAINS WIRING SHOULD BE AS FIG.1. AND FIG.2.
2. CHANGE FUSE F1 TO 2A(T) ANTI-SURGE RS415-705.
3. SWITCH SW1 REMAINS THE SAME.

DO NOT SCALE DRAWING	REMOVE ALL BURRS	FOR EXPLANATION OF DIMENSIONS, TOLERANCES, NOTES ETC.SEE BS 308 (MECHANICAL) OR BS 3939 (ELECTRONICS)

MODIFICATION	DATE	ISS.	MODIFICATION	DATE	ISS
			ORIGINAL	13-1-97	1

ENG	
DRN	PGI
PASSED	
APPD.	

UNLESS OTHERWISE STATED -
DIMENSIONAL TOLERANCE - 0 ± 1mm
0·0 ± 0·2mm
0·00 ± 0·1mm
GEOMETRICAL FORM TO BE WITHIN ABOVE DIMENSIONAL TOLERANCE
ANGULAR TOLERANCE ± 0° 30'
DRILLED HOLES ± 0·05 mm
SURFACE FINISH 1·6um
DIMENSIONS IN MILLIMETRES

PROJECTION

IF IN DOUBT—ASK

MATERIAL

FINISH

VG MICROTECH

SCALE

TITLE 232 110V VERSION

DRAWING No 232-700-2

STRICTLY CONFIDENTIAL COPYRIGHT © 1997

6191-991T

cm./mm 0 1 2 3 4 5 10 15 20

SRS CRAWLEY LTD